








 <p>Install Invoice Manager from Microsoft Store to generate PDF invoice</p>	 <p>12 Date Picker adds a calendar to date cells</p>	 <p>F Formula Manager Find, update, analyze, import and export Excel formulas and defined names</p>	<p>Password Remover for Excel </p>
 <p>Making Flowchart is easy now</p>	 <p>Create PDF files at any size</p>	 <p>Mind Map from text list</p>	 <p>Gantt Chart</p>

Auto Repair Invoice Template

400+ Free Excel Invoice Templates

Uniform Software

Template#: c5019
Paper Size: A4 (210 mm x 297 mm)
Service Invoice Templates

Scroll down to find the PDF invoice
on the next page.

Auto Repair Service Name

INVOICE

address
 city, state ZIP
[phone, fax, web address etc.](#)



DATE IN:
 TIME IN:
 INVOICE #:

BILL TO

Name _____
 Address _____
 City, ST ZIP _____
 Cell Phone _____
 Phone _____

INSURANCE INFORMATION:

Company _____
 Claim # _____

R.O. #	YEAR	MAKE	MODEL	COLOR

# / Taxable	Description	Quantity	Unit Price	Line Total
<input type="checkbox"/>				
<input type="checkbox"/>				
<input type="checkbox"/>				
<input type="checkbox"/>				
<input type="checkbox"/>				
<input type="checkbox"/>				
<input type="checkbox"/>				
<input type="checkbox"/>				
<input type="checkbox"/>				
<input type="checkbox"/>				
<input type="checkbox"/>				
<input type="checkbox"/>				
<input type="checkbox"/>				
<input type="checkbox"/>				

CUSTOMER OWES:

	SUBTOTAL	-
TAX	5.00%	-
	SUBLET	-
	TOTAL	-
	PAID	-
	TOTAL DUE	-

THANK YOU FOR YOUR BUSINESS!